



Heroin and Methamphetamine Burden by Kentucky State Police Post

Prepared by
Ashley M. Bush, DrPH, MPH

Released by
**Kentucky Injury Prevention and Research Center
333 Waller Avenue, Lexington, KY 40504**



Kentucky Public Health
Prevent. Promote. Protect.

Table of Contents

- Summary.....3**
- Kentucky State Police Posts by County.....4**
- Heroin5**
 - Public Safety Outcomes 6
 - Public Health Outcomes..... 7
 - Risk Index 9
- Methamphetamine 10**
 - Public Safety Outcomes 11
 - Public Health Outcomes..... 14
 - Risk Index 15

Summary

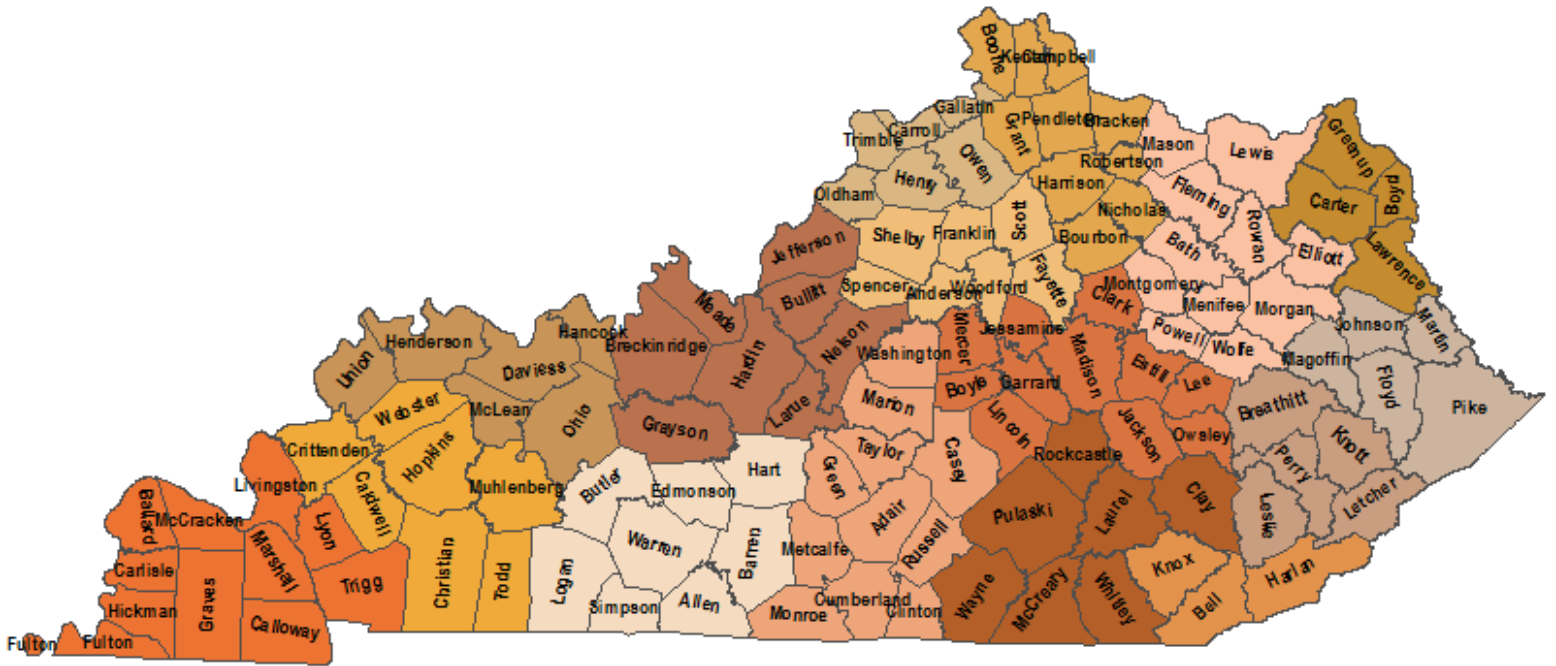
This report combines public safety and public health outcomes data concerning heroin and methamphetamine in Kentucky. Related data were mapped and analyzed at the Kentucky State Police (KSP) post level using ArcGIS/ArcMap (geospatial tool). Public safety outcomes data are based on the county of incidence, and public health outcomes data are based on the county of residence.

Heroin-related data analyzed included: heroin trafficking arrests, heroin possession arrests, heroin-related overdose deaths, heroin-related overdose emergency department events, heroin-related overdose inpatient hospitalization events. Emergency department and inpatient hospitalization counts represent encounters of care and could be greater than the number of individual patients treated.

Methamphetamine-related data analyzed included: methamphetamine trafficking arrests, methamphetamine possession arrests, methamphetamine precursor arrests, methamphetamine manufacturing arrests, methamphetamine lab responses, and methamphetamine-related overdose deaths. Methamphetamine-related overdose deaths all involved polysubstance use.

Heroin and methamphetamine use and distribution are prevalent across every state police post in Kentucky. Using the abovementioned data for each respective drug, data were ranked to create an index score and an index hot/cold spot analysis. KSP Posts 5, 6, 12, and 15 had statistically significant hot spots for heroin. KSP Post 3, 4, 15, and 16 were statistically significant hot spots for methamphetamine. These analyses may be used to inform and prioritize related public safety and public health intervention and prevention efforts.

Kentucky State Police Posts by County



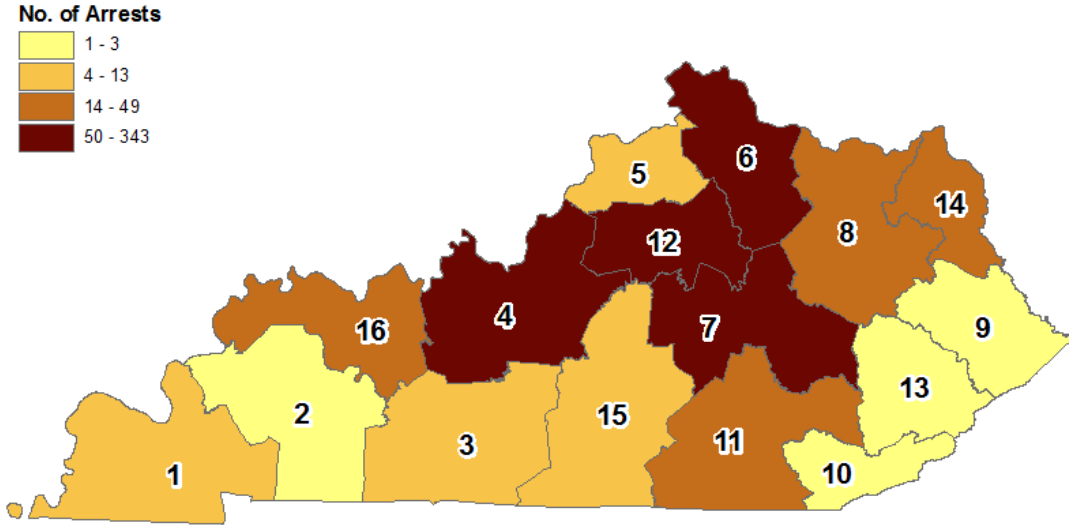
Current Location of State Police Post

- | | |
|--|---|
| Post 1 - Graves County | Post 9 - Pike County |
| Post 2 - Hopkins County | Post 10 - Harlan County |
| Post 3 - Warren County | Post 11 - Laurel County |
| Post 4 - Hardin County | Post 12 - Franklin County |
| Post 5 - Henry County | Post 13 - Perry County |
| Post 6 - Grant County | Post 14 - Boyd County |
| Post 7 - Madison County | Post 15 - Adair County |
| Post 8 - Rowan County | Post 16 - Henderson County |

Heroin

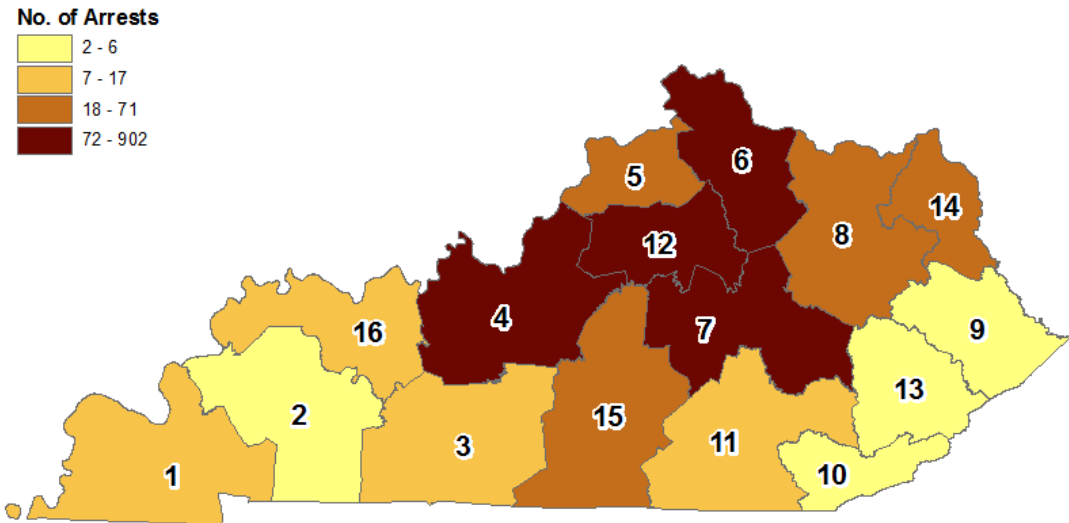
Public Safety Outcomes

Heroin Trafficking Arrests by KSP Post, 2016



Produced by the Kentucky Injury Prevention and Research Center, a bonafide agent for the Kentucky Department for Public Health. June 2017. Data Source: Kentucky State Police (KSP), Criminal ID and Records, Frankfort, KY. Data are provisional and subject to change.

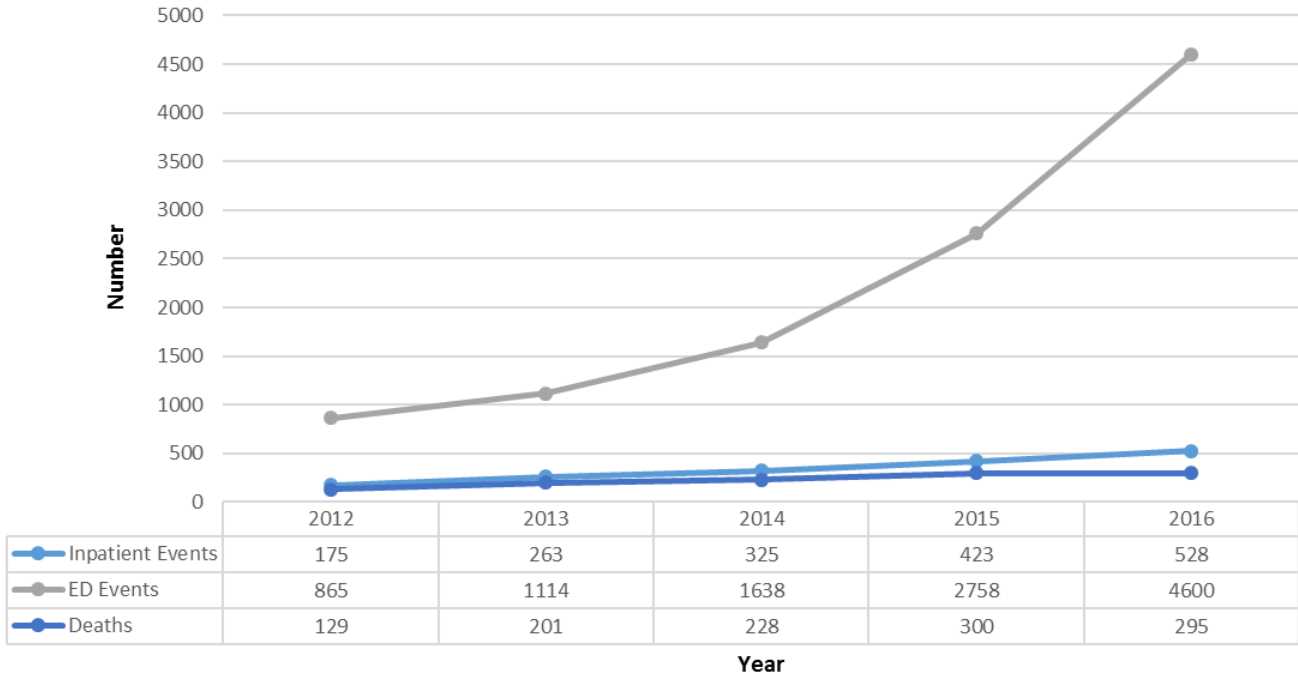
Heroin Possession Arrests by KSP Post, 2016



Produced by the Kentucky Injury Prevention and Research Center, a bonafide agent for the Kentucky Department for Public Health. June 2017. Data Source: Kentucky State Police (KSP), Criminal ID and Records, Frankfort, KY. Data are provisional and subject to change.

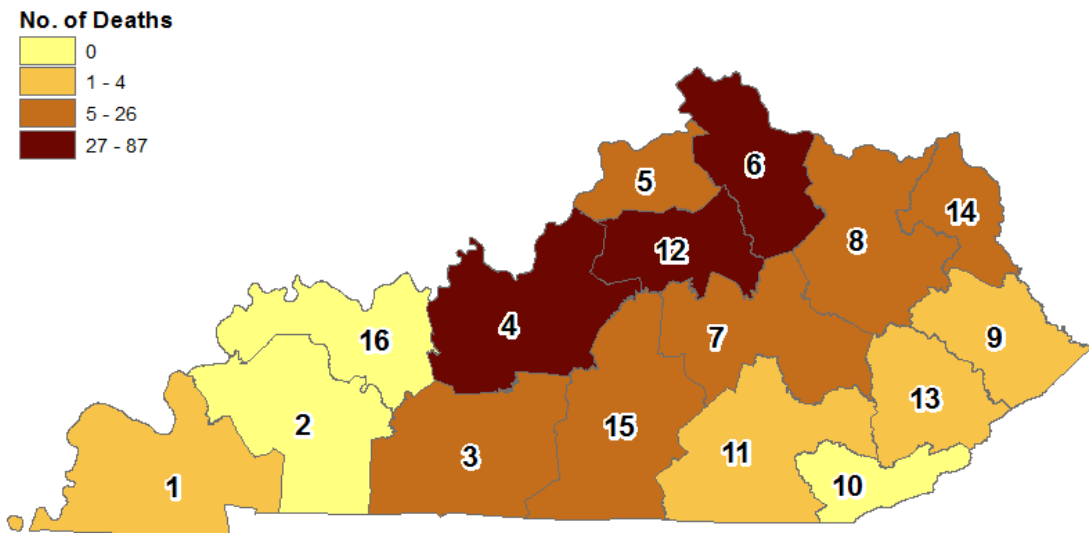
Public Health Outcomes

Heroin-Related Overdose Health Outcomes, 2012-2016



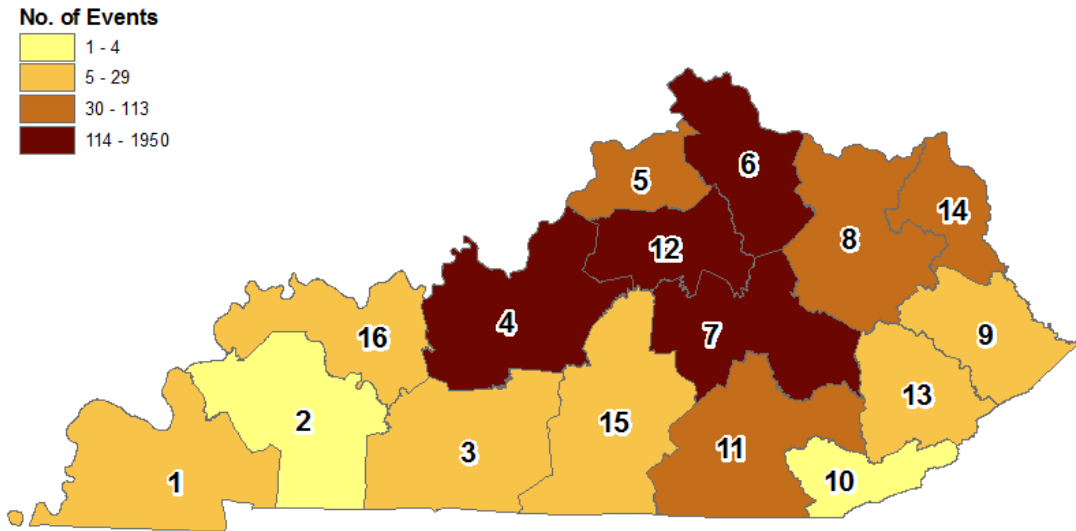
Produced by the Kentucky Injury Prevention and Research Center, a bonafide agent for the Kentucky Department for Public Health. June 2017. Data Sources: Kentucky Inpatient Hospitalization Claims, Cabinet for Health and Family Services (CHFS); Kentucky Outpatient Services Database, Office of Health Policy; Kentucky Death Certificate Database, Kentucky Office of Vital Statistics, CHFS. Data are provisional and subject to change.

Heroin-Related Overdose Deaths by KSP Post, 2016



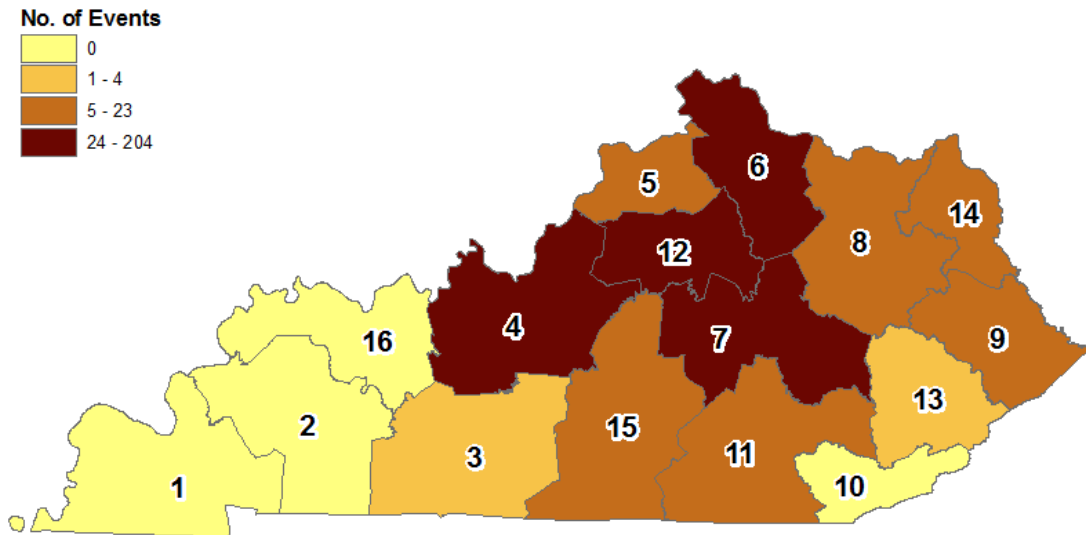
Count is the number of heroin-related overdose deaths. Produced by the Kentucky Injury Prevention and Research Center, a bona fide agent for the Kentucky Department for Public Health. May 2017. Data source: Kentucky Death Certificate Database, Kentucky Office of Vital Statistics, Cabinet for Health and Family Services. Data are provisional and subject to change.

Heroin-Related Overdose Emergency Department Events by KSP Post, 2016



Count is based on the number of heroin-related overdose events resulting in emergency department visits. Produced by the Kentucky Injury Prevention and Research Center, a bona fide agent for the Kentucky Department for Public Health, June 2017. Data source: Kentucky Outpatient Services Database, Office of Health Policy. Data are provisional and subject to change.

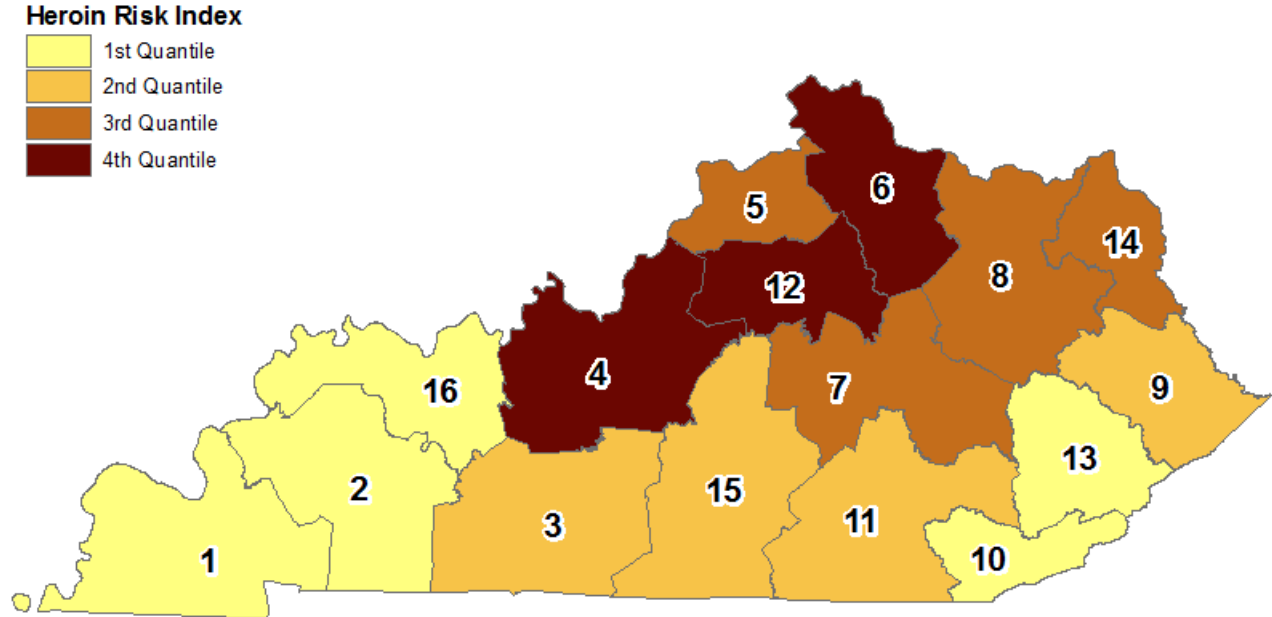
Heroin-Related Overdose Inpatient Hospitalization Events by KSP Post, 2016



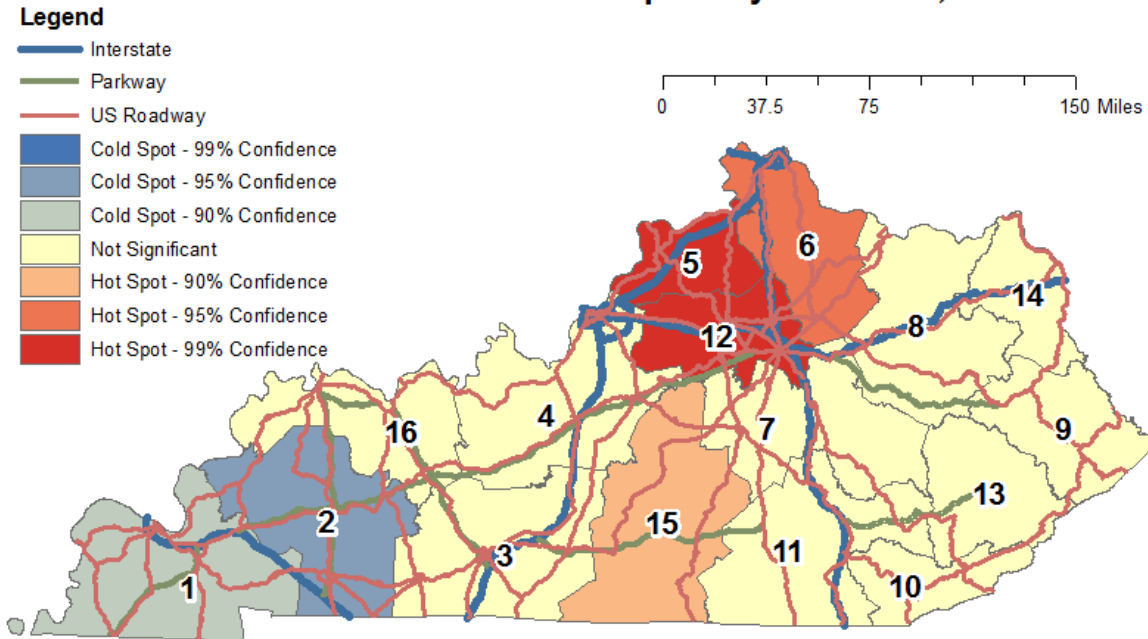
Count is based on the number of heroin-related overdose events resulting in inpatient hospitalizations to acute care facilities. Produced by the Kentucky Injury Prevention and Research Center, a bona fide agent for the Kentucky Department for Public Health, June 2017. Data source: Kentucky Inpatient Hospitalization Claims Files, Frankfort, KY; Cabinet for Health and Family Services, Office of Health Policy. Data are provisional and subject to change.

Risk Index

Heroin Risk Index Score by KSP Post, 2016



Heroin Risk Index Hot/Cold Spots by KSP Post, 2016

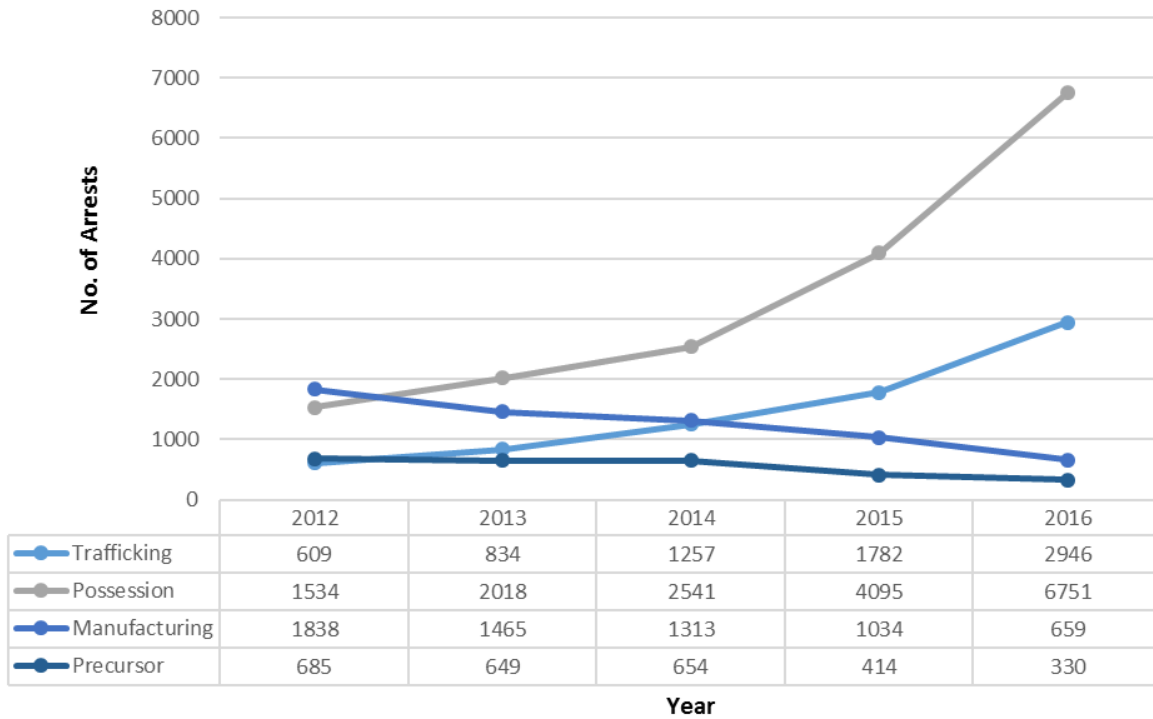


Index Score is calculated by averaging the 2016 ranks for Kentucky State Police posts in 1) heroin-related overdose deaths; 2) heroin-related overdose emergency department events; 3) heroin-related overdose inpatient hospitalization events; 4) heroin trafficking arrests; and, 5) heroin possession arrests. The Index Score was then analyzed by a geospatial tool to identify higher-risk heroin priority areas (hot spots). Produced by the Kentucky Injury Prevention and Research Center, a bonafide agent for the Kentucky Department for Public Health. June 2017. Data Sources: Kentucky Death Certificate Database, Kentucky Office of Vital Statistics, Cabinet for Health and Family Services (CHFS); Kentucky Outpatient Services Database, Office of Health Policy, Kentucky Inpatient Hospitalization Claims, CHFS; Kentucky State Police (KSP) Records: Criminal ID & Records Heroin Arrest Data 2016. Data are provisional and subject to change.

Methamphetamine

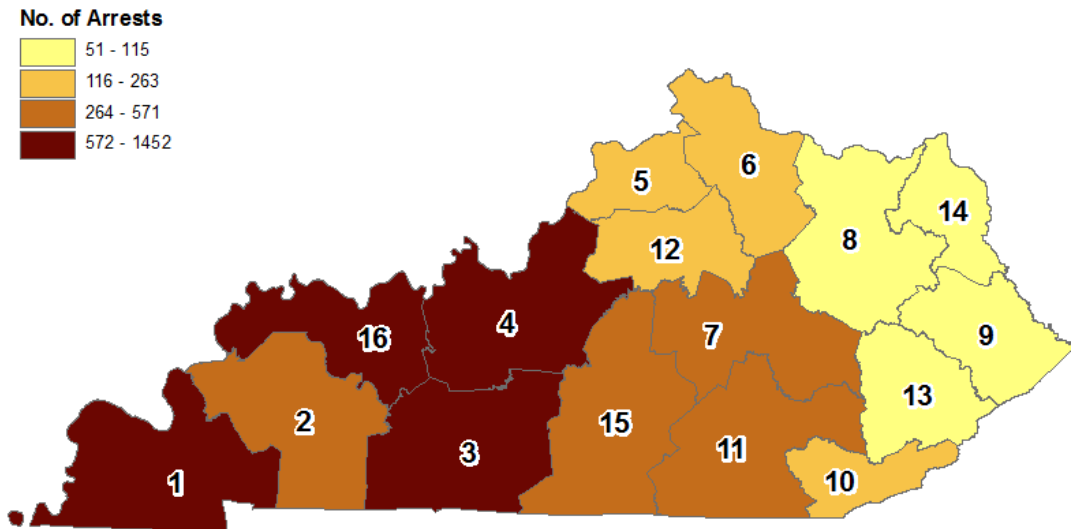
Public Safety Outcomes

Methamphetamine Arrest Totals, 2012-2016



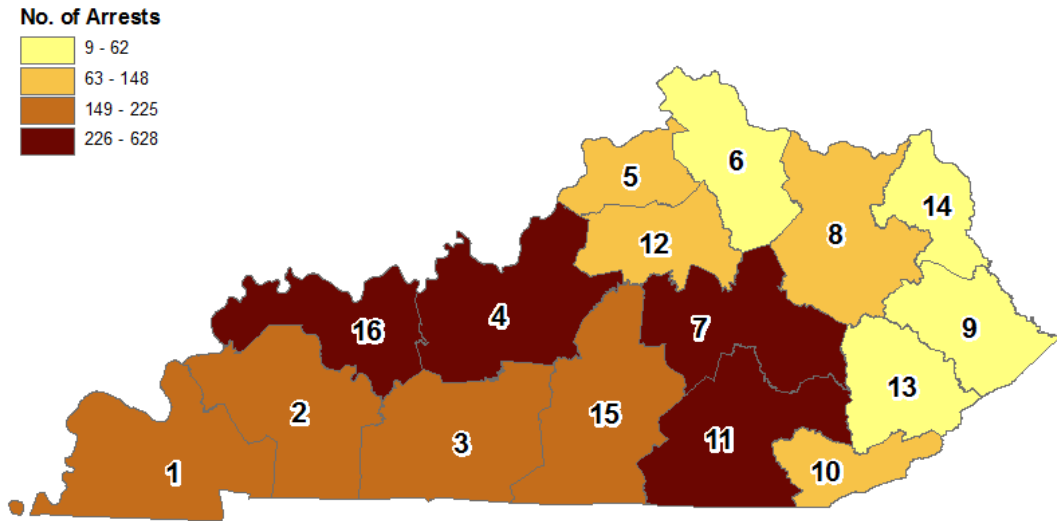
Produced by the Kentucky Injury Prevention and Research Center, a bonafide agent for the Kentucky Department for Public Health. June 2017. Data Source: Kentucky State Police, Criminal ID and Records, Frankfort, KY. Data are provisional and subject to change.

Methamphetamine Trafficking Arrests by KSP Post, 2016



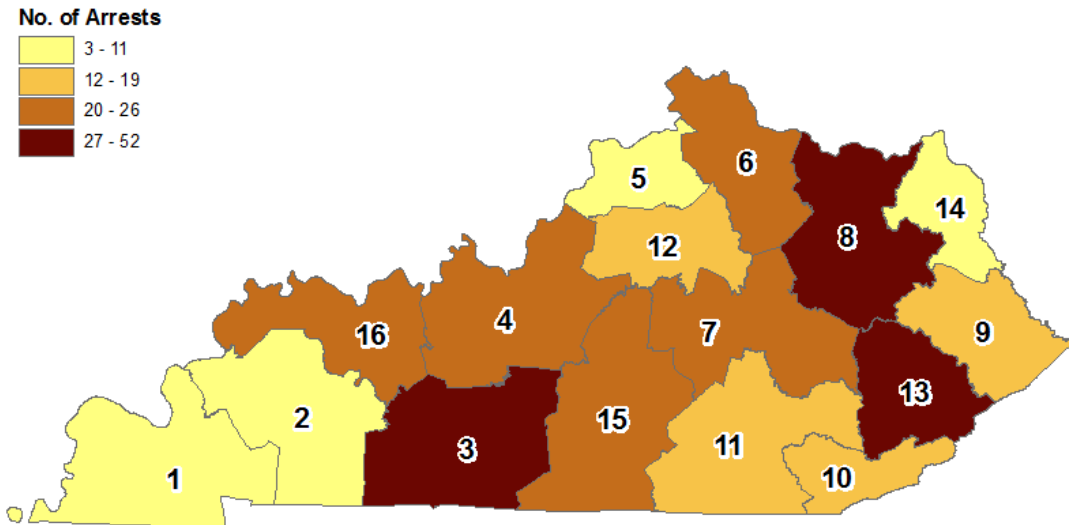
Produced by the Kentucky Injury Prevention and Research Center, a bonafide agent for the Kentucky Department for Public Health. June 2017. Data Source: Kentucky State Police (KSP), Criminal ID and Records, Frankfort, KY. Data are provisional and subject to change.

Methamphetamine Possession Arrests by KSP Post, 2016



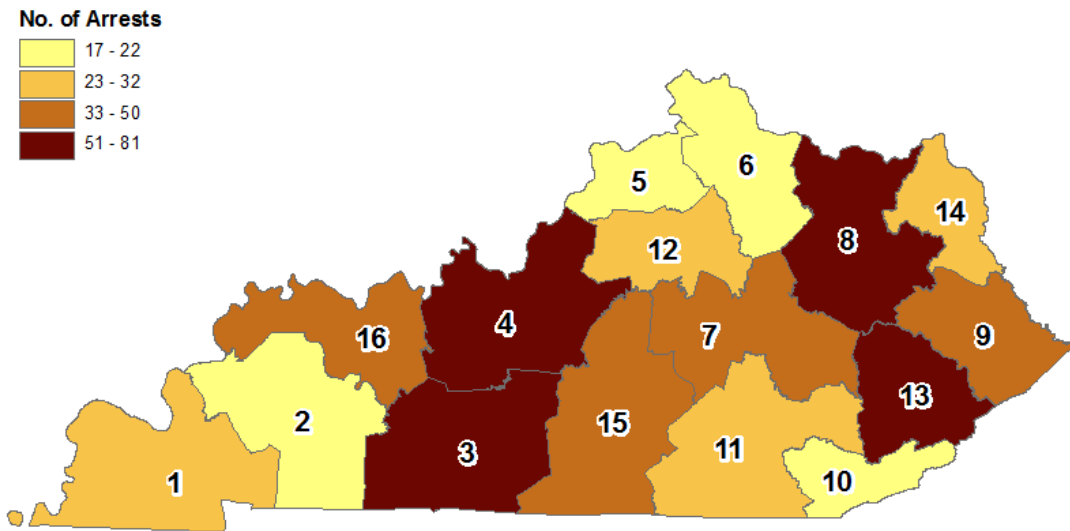
Produced by the Kentucky Injury Prevention and Research Center, a bonafide agent for the Kentucky Department for Public Health. June 2017. Data Source: Kentucky State Police (KSP), Criminal ID and Records, Frankfort, KY. Data are provisional and subject to change.

Methamphetamine Precursor Arrests by KSP Post, 2016



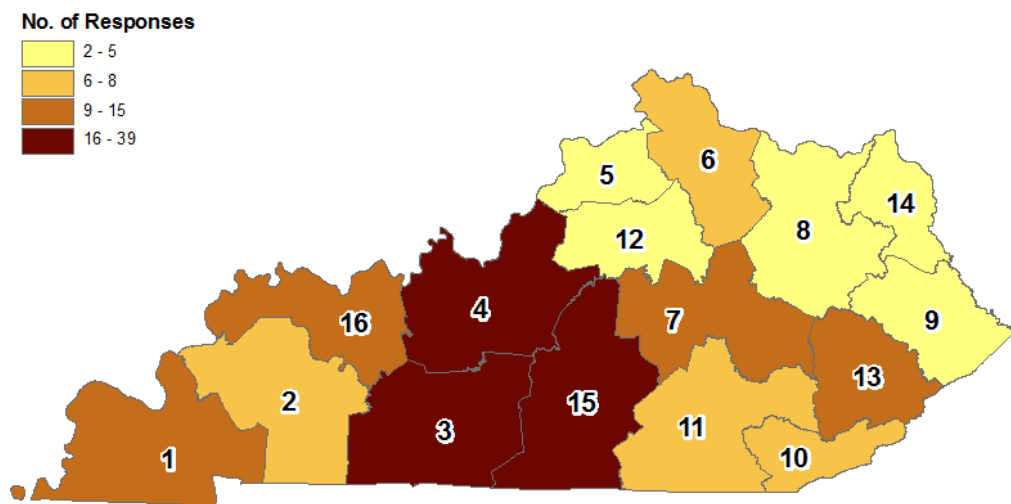
Amphetamine precursor is the possession of a drug product or combination of drug products containing ephedrine, pseudoephedrine, or phenylpropanolamine, or their salts, isomers, or salts of isomers, with the intent to use the drug product or combination of drug products as a precursor to manufacturing methamphetamine or other controlled substances. Produced by the Kentucky Injury Prevention and Research Center, a bonafide agent for the Kentucky Department for Public Health. June 2017. Data Source: Kentucky State Police (KSP), Criminal ID and Records, Frankfort, KY. Data are provisional and subject to change.

Methamphetamine Manufacturing Arrests by KSP Post, 2016



Produced by the Kentucky Injury Prevention and Research Center, a bonafide agent for the Kentucky Department for Public Health. June 2017. Data Source: Kentucky State Police (KSP), Criminal ID and Records, Frankfort, KY. Data are provisional and subject to change.

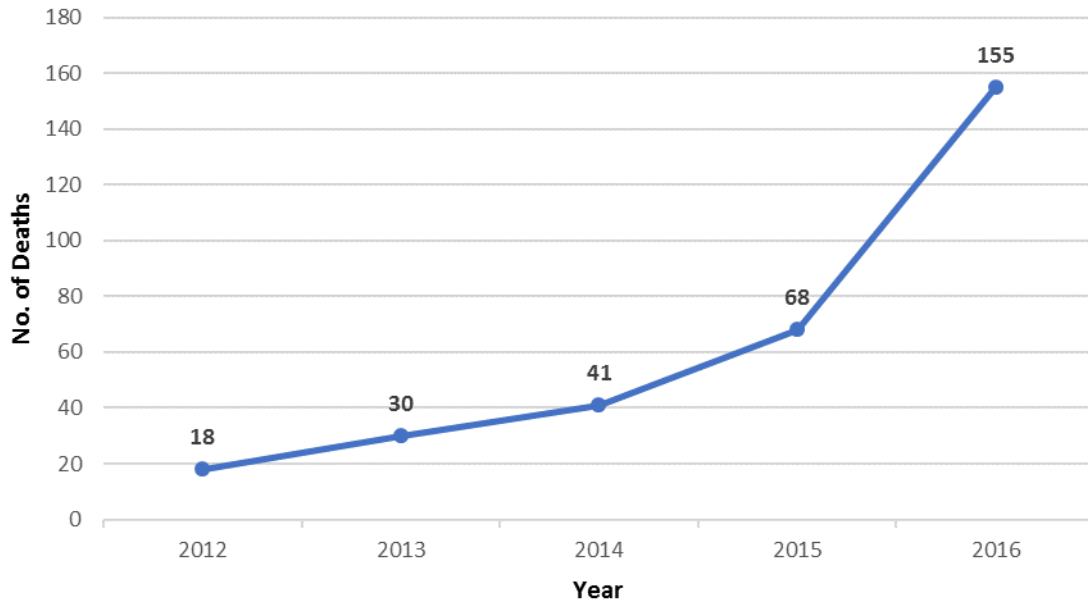
Methamphetamine Lab Responses by KSP Post, 2016



Count is the number of methamphetamine clandestine lab response for waste removal by state and local agencies. The count for Kentucky State Police (KSP) Post 4 is underestimated as above-mentioned count does not include lab waste removals for Louisville Metro Police, who independently manage their lab waste removals. Produced by the Kentucky Injury Prevention and Research Center, a bonafide agent for the Kentucky Department for Public Health. June 2017. Data Source: Methamphetamine Clandestine Lab Response for Waste Removal Database, KSP, Frankfort, KY. Data are provisional and subject to change.

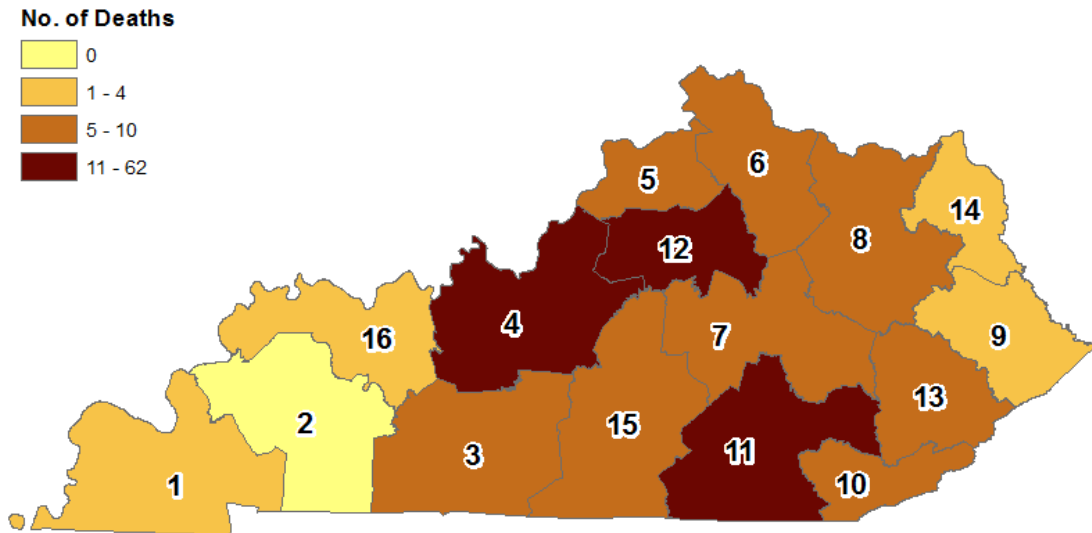
Public Health Outcomes

Methamphetamine-Related Overdose Deaths, 2012-2016



Produced by the Kentucky Injury Prevention and Research Center, a bonafide agent for the Kentucky Department for Public Health. June 2017. Data Source: Kentucky Death Certificate Database, Kentucky Office of Vital Statistics, Cabinet for Health and Family Services. Data are provisional and subject to change.

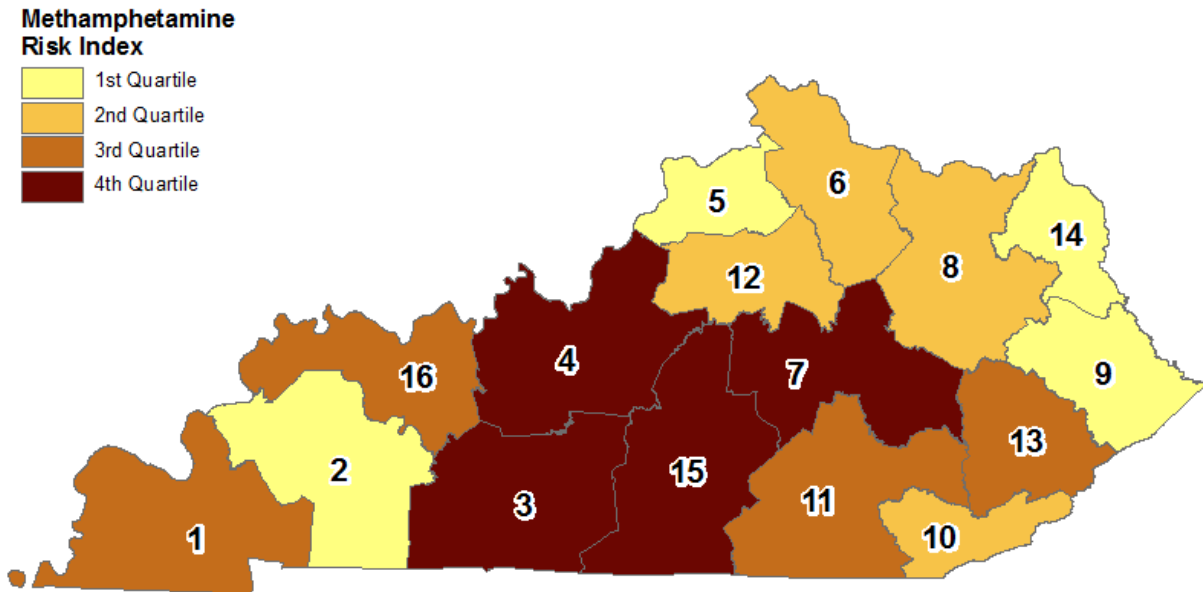
Methamphetamine-Related Overdose Deaths by KSP Post, 2016



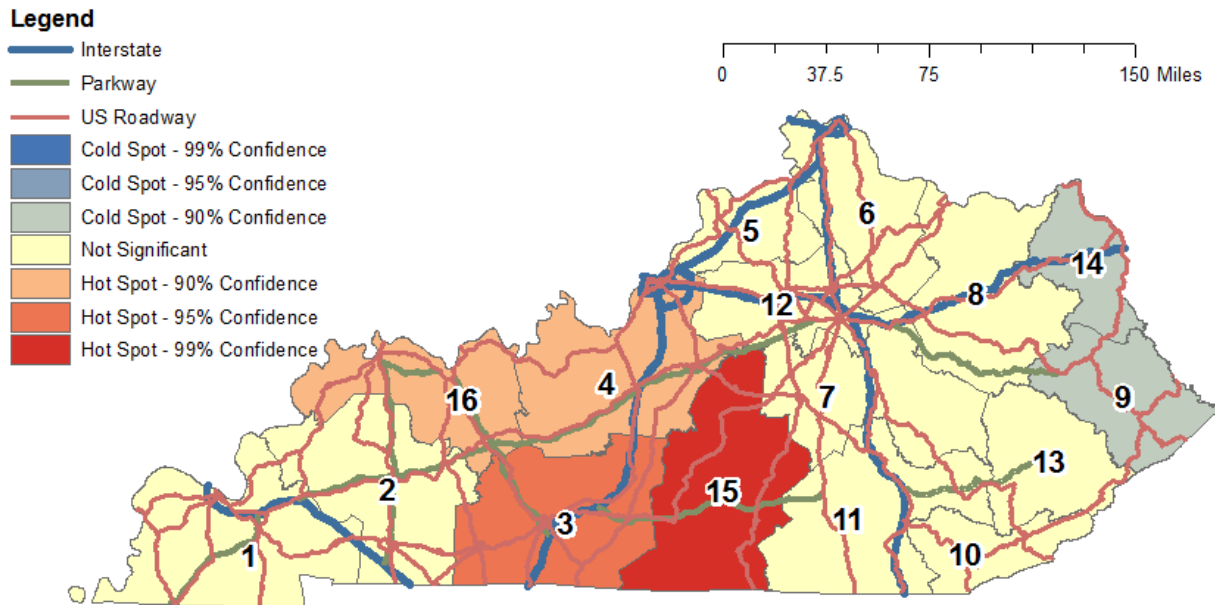
Count is the number of methamphetamine-related overdose deaths. Produced by the Kentucky Injury Prevention and Research Center, a bona fide agent for the Kentucky Department for Public Health. June 2017. Data source: Kentucky Death Certificate Database, Kentucky Office of Vital Statistics, Cabinet for Health and Family Services. Data are provisional and subject to change.

Risk Index

Methamphetamine Risk Index Score by KSP Post, 2016



Methamphetamine Risk Index Hot/Cold Spots by KSP Post, 2016



Index Score is calculated by averaging the 2016 ranks for Kentucky State Police posts in 1) methamphetamine-related overdose deaths; 2) methamphetamine manufacturing arrests; 3) methamphetamine precursor arrests; 4) methamphetamine trafficking arrests; 5) methamphetamine possession arrests; and, 6) methamphetamine lab responses for waste removal by state and local agencies. The Index Score was then analyzed by a geospatial tool to identify higher-risk methamphetamine priority areas (hot spots). Produced by the Kentucky Injury Prevention and Research Center, a bonafide agent for the Kentucky Department for Public Health. June 2017. Data Sources: Kentucky Death Certificate Database, Kentucky Office of Vital Statistics, Cabinet for Health and Family Services; Kentucky State Police (KSP) Records: Criminal ID & Records Methamphetamine Arrest Data 2016. Data are provisional and subject to change.