




 <b>Monetary Charges of Fall-Related Emergency Department Visits among Kentucky Residents 65 Years Old and Older, 2017</b> 		
<u>Count</u>	<u>Total Charges (\$)</u>	<u>Average Charge (\$)</u>
41,219	\$183,462,878	\$4,451
<p>Counts represent encounters of care and could be greater than the number of individual patients treated. Charges are based on counts that represent encounters of care. Produced by the Kentucky Injury Prevention and Research Center as bona fide agent for the Kentucky Department for Public Health. April 2018. Data source: Kentucky Outpatient Services Database, Office of Health Policy. Data are provisional and subject to change. The Grant or Cooperative Agreement Number, U17 CE924846, funded by the Centers for Disease Control and Prevention, support this data request.</p>		

 <b>Number of Fall-Related Injury Deaths among Kentucky Residents 65 Years Old and Older, 2017</b> 	
<u>Count</u>	
250	
<p>Produced by the Kentucky Injury Prevention and Research Center as bona fide agent for the Kentucky Department for Public Health. April 2018. Data source: Kentucky Death Certificate Database, Kentucky Office of Vital Statistics, Cabinet for Health and Family Services. Data are provisional and subject to change. The Grant or Cooperative Agreement Number, U17 CE924846, funded by the Centers for Disease Control and Prevention, supports this data request.</p>	

 <b>Monetary Charges of Fall-Related Hospitalizations among Kentucky Residents 65 Years Old and Older, 2017</b> 		
<u>Count</u>	<u>Total Charges (\$)</u>	<u>Average Charge (\$)</u>
8,720	\$423,541,829	\$48,571
<p>Counts represent encounters of care and could be greater than the number of individual patients treated at an acute care facility. Charges are based on counts that represent encounters of care. Produced by the Kentucky Injury Prevention and Research Center as bona fide agent for the Kentucky Department for Public Health. April 2018. Data source: Kentucky Inpatient Hospitalization Claims Files, Frankfort, KY; Cabinet for Health and Family Services, Office of Health Policy. Data are provisional and subject to change. The Grant or Cooperative Agreement Number, U17 CE924846, funded by the Centers for Disease Control and Prevention, support this data request.</p>		

FALLS- DISCHARGE STATUS- 2017



Discharge Status of Fall-Related Emergency Department Visits  
among Kentucky Residents 65 Years Old and Older, 2017



<u>Discharge Status</u>	<u>Count</u>
Routine discharge (home/self-care)	35,292
Inpatient-other short-term hospital	1,963
Skilled nursing facility (SNF)	1,817
Home health	343
Discharge/transfer to rehab facility or hospital unit	289
Discharge/transfer to another type of healthcare institution not otherwise defined	268
Intermediate care facility (ICF)	183
Discharge/transfer to long-term care hospital	182
Left/discontinue care against medical advice (AMA)	139
Designated Cancer Center or Children's Hospital	107
Admitted as inpatient to this hospital (Medicare only)	97
Discharge/transfer to critical access hospital	95
Discharge/transfer to nursing facility certified under Medicaid -not Medicare	85
Expired/Did not recover	39
Discharge/transfer to psychiatric hospital/distinct part unit of a hospital	34
Discharge/transfer to a federal hospital	29
Hospice-medical facility	20
Still Patient	16
Hospice-home	12
Transfer within institution to Medicare swing bed	11
Discharge/transfer to court/law enforcement	7
Discharge/transfer to a Short Term General Hospital for Inpatient Care with a Planned Acute Care Hospital Inpatient Readmission	**
Discharge/transfer to a SNF with Medicare Certification with a Planned Acute Care Hospital Inpatient Readmission	**
Discharge/transfer to an Inpatient Rehabilitation Facility including Rehabilitation Distinct Part of a Hospital with a Planned Acute Care Hospital Inpatient Readmission	**
Expired in a medical facility (Medicare, CHAMPUS claims only for hospice care)	**
Discharge/transfer to a Federal Healthcare Facility with a Planned Acute Care Hospital Inpatient Readmission	**
Discharge/transfer to a Hospital-based Medicare Approved Swing Bed with a Planned Acute Care Hospital Inpatient Readmission	**
Discharge/transfer to a Nursing Facility Certified by Medicaid but not Certified by Medicare with a Planned Acute Care Hospital Inpatient Readmission	**
Discharge/transfer to another type of Health Care Institution not Defined in this Code List with a Planned Acute Care Hospital Inpatient Readmission	**

\*\*The count in certain cells of the table has been suppressed either because 1) the observed number of events is very small (less than or equal to 5) and not appropriate for publication, or 2) it could be used to calculate the number in a cell that has been suppressed. Counts represent encounters of care and could be greater than the number of individual patients treated. Produced by the Kentucky Injury Prevention and Research Center as bona fide agent for the Kentucky Department for Public Health. April 2018. Data source: Kentucky Outpatient Services Database, Office of Health Policy. Data are provisional and subject to change. The Grant or Cooperative Agreement Number, U17 CE924846, funded by the Centers for Disease Control and Prevention, support this data request.

## Discharge Status of Fall-Related Hospitalizations among Kentucky Residents 65 Years Old and Older, 2017

<u>Discharge Status</u>	<u>Count</u>
Skilled nursing facility (SNF)	4,239
Discharge/transfer to rehabilitation facility or hospital unit	1,290
Routine discharge (home/self-care)	1,195
Home health	891
Expired/Did not recover	269
Transfer within institution to Medicare swing bed	263
Hospice-medical facility	163
Inpatient-other short-term hospital	161
Intermediate care facility (ICF)	65
Hospice-home	51
Discharge/transfer to long-term care hospital	40
Discharge/transfer to an Inpatient Rehabilitation Facility (IRF) including Rehabilitation Distinct Part of a Hospital with a Planned Acute Care Hospital Inpatient Readmission	22
Designated Cancer Center or Children's Hospital	14
Left/discontinue care against medical advice (AMA)	12
Discharge/transfer to another type of healthcare institution not otherwise defined	11
Discharge/transfer to psychiatric hospital/distinct part unit of a hos	8
Discharge/transfer to a Hospital-based Medicare Approved Swing Bed with a Planned Acute Care Hospital Inpatient Readmission	7
Discharge/transfer to a federal hospital	**
Discharge/transfer to nursing facility certified under Medicaid -not Medicare	**
Discharge/transfer to a SNF with Medicare Certification with a Planned Acute Care Hospital Inpatient Readmission	**
Discharge/transfer to court/law enforcement	**
Discharge/transfer to critical access hospital	**
Discharge/transfer to a Short Term General Hospital for Inpatient Care with a Planned Acute Care Hospital Inpatient Readmission	**
Discharge/transfer to a Nursing Facility Certified by Medicaid but not Certified by Medicare with a Planned Acute Care Hospital Inpatient Readmission	**

\*\*The count in certain cells of the table has been suppressed either because 1) the observed number of events is very small (less than or equal to 5) and not appropriate for publication, or 2) it could be used to calculate the number in a cell that has been suppressed. Counts represent encounters of care and could be greater than the number of individual patients treated at an acute care facility. Produced by the Kentucky Injury Prevention and Research Center as bona fide agent for the Kentucky Department for Public Health. April 2018. Data source: Kentucky Inpatient Hospitalization Claims Files, Frankfort, KY; Cabinet for Health and Family Services, Office of Health Policy. Data are provisional and subject to change. The Grant or Cooperative Agreement Number, U17 CE924846, funded by the Centers for Disease Control and Prevention, support this data request.