



Kentucky Substance Use Research & Education

Using data to drive public safety and public health efforts against substance use across the Commonwealth

Brief 35: Six Major Overdose-Related Substances and General Overdose-Related Events in Kentucky, January 1, 2017–June 30, 2024

Based on data from possession and trafficking citations, drug overdose-related deaths, emergency department visits, hospitalizations, submissions to the state police lab, and general drug overdose-related events



Released January 2025

Produced by the Kentucky State Police Intelligence Branch and the Kentucky Injury Prevention and Research Center, as bona fide agent for the Kentucky Department for Public Health.

This project is supported by the Centers for Disease Control and Prevention (CDC) of the U.S. Department of Health and Human Services (HHS) as part of cooperative agreement 1 NU17CE010186 totaling \$10,814,838 with 0% financed with nongovernmental sources. The contents are those of the author(s) and do not necessarily represent the official views of, nor an endorsement by, CDC, HHS, or the U.S. government. For more information, please visit CDC.gov.

Suggested citation:

Kentucky Substance Use Research & Education. Six Major Overdose-Related Substances and General Overdose-Related Events in Kentucky, January 1, 2017–June 30, 2024. *K-SURE Brief (No.35)*, January 2025.



Table of Contents

Data Evaluation Survey.....	4
Heroin-Related Events.....	5
Opioid-Related Events.....	6
Methamphetamine-Related Events.....	7
Cocaine-Related Events.....	8
Fentanyl- and Fentanyl Analog-Related Events.....	9
Marijuana-Related Events.....	10
General Drug Overdose-Related Events.....	11
K-SURE Data Matrix.....	12

Data Evaluation Survey



We would like to hear your feedback on the Kentucky Substance Use Research & Education (K-SURE) briefs and other outputs you use. This will help us improve future K-SURE briefs, stakeholder engagement, dissemination, and audience receptivity. You

can find the survey here:

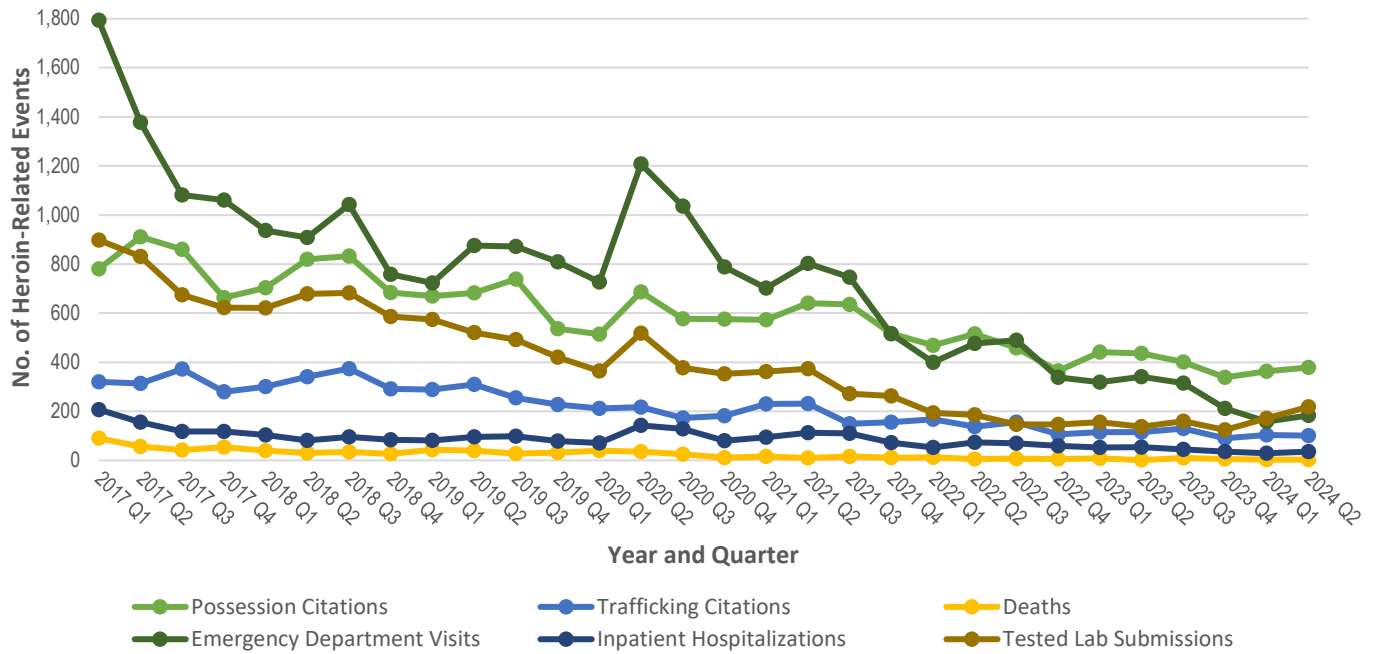
https://qualtricsxm6yh3ssdyd.qualtrics.com/jfe/form/SV_5vCcuHwyEuC7dly



Thank you in advance!

The K-SURE Team

Heroin-Related Events



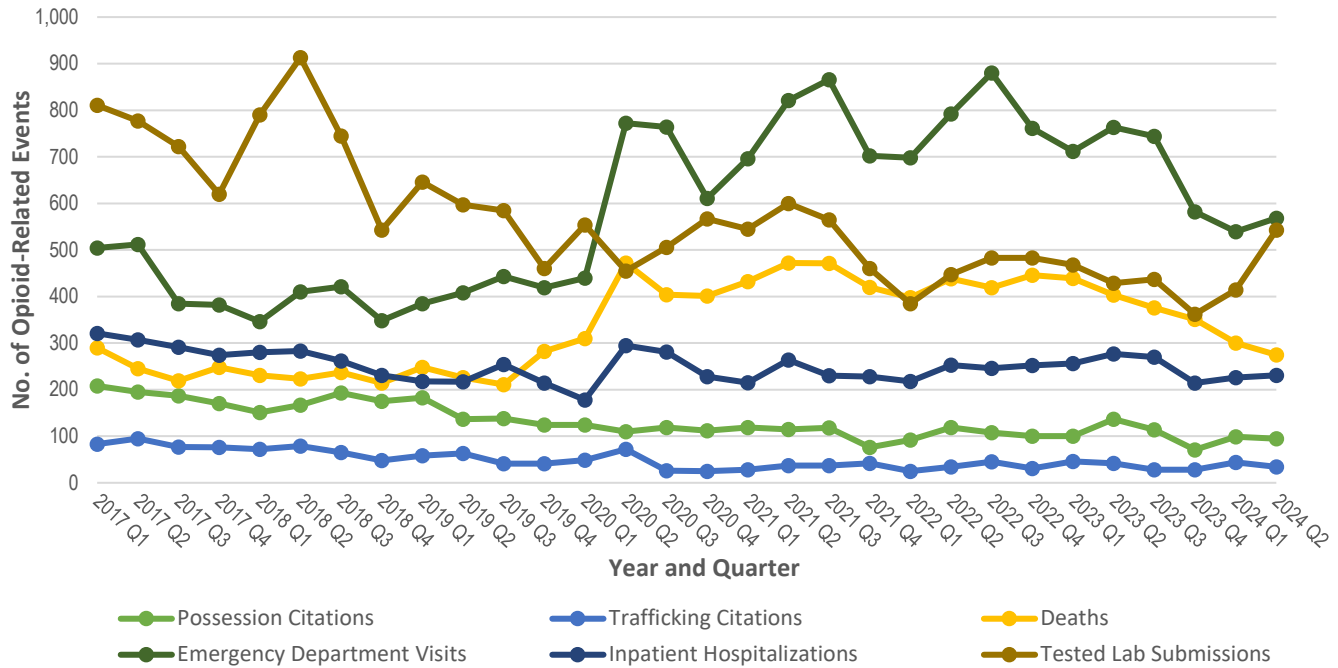
Data are provisional and subject to change. The number of citations could be greater than the number of individuals cited; citations are with over 90% of law enforcement agencies reporting. Death data are based on drug overdose-related deaths among Kentucky residents. Drug overdose-related hospitalizations represent encounters of care among Kentucky residents and could be greater than the number of individual patients treated in acute care facilities. Drug overdose-related emergency department visits represent encounters of care among Kentucky residents and could be greater than the number of individual patients treated. Tested lab submission data represent those substances submitted to the lab for identification purposes; quantity is not reflected. Lab data represent submissions tested within the corresponding time; submission date is not reflected. Testing of submissions is based on those items supporting the highest-tier charge(s).

Data sources: Kentucky Open Portal System; Kentucky Death Certificate Database, Office of Vital Statistics, Cabinet for Health and Family Services; Kentucky Outpatient Services Database Files, Office of Data and Analytics, Cabinet for Health and Family Services; Kentucky Inpatient Hospitalization Claims Files, Office of Data and Analytics, Cabinet for Health and Family Services; Kentucky State Police Crime Laboratory.

Key Findings:

- Heroin possession citations decreased by 51.4% from January 2017 through June 2024 and increased by 4.4% from Q1 2024 through Q2 2024.
- Heroin trafficking citations decreased by 68.4% from January 2017 through June 2024 and by 2.9% from Q1 2024 through Q2 2024.
- Kentucky resident heroin-related deaths declined by 96.7% from January 2017 through June 2024, and no change was observed from Q1 2024 through Q2 2024.
- Heroin-related emergency department (ED) visits and inpatient hospitalizations both declined from January 2017 through June 2024 (by 89.9% and 82.6%, respectively). Both ED visits and inpatient hospitalizations increased from Q1 2024 through Q2 2024 (by 15.8% and 24.1%, respectively).
- Heroin-related tested lab submissions decreased by 75.7% from January 2017 through June 2024 and increased by 27.5% from Q1 2024 through Q2 2024.
- Overall, total heroin-related events (possession and trafficking citations, deaths, ED visits, inpatient hospitalizations, and tested lab submissions) decreased by 77.5% from the beginning of 2017 through the end of June 2023 and increased by 11.1% from Q1 2024 through Q2 2024.

Opioid-Related Events



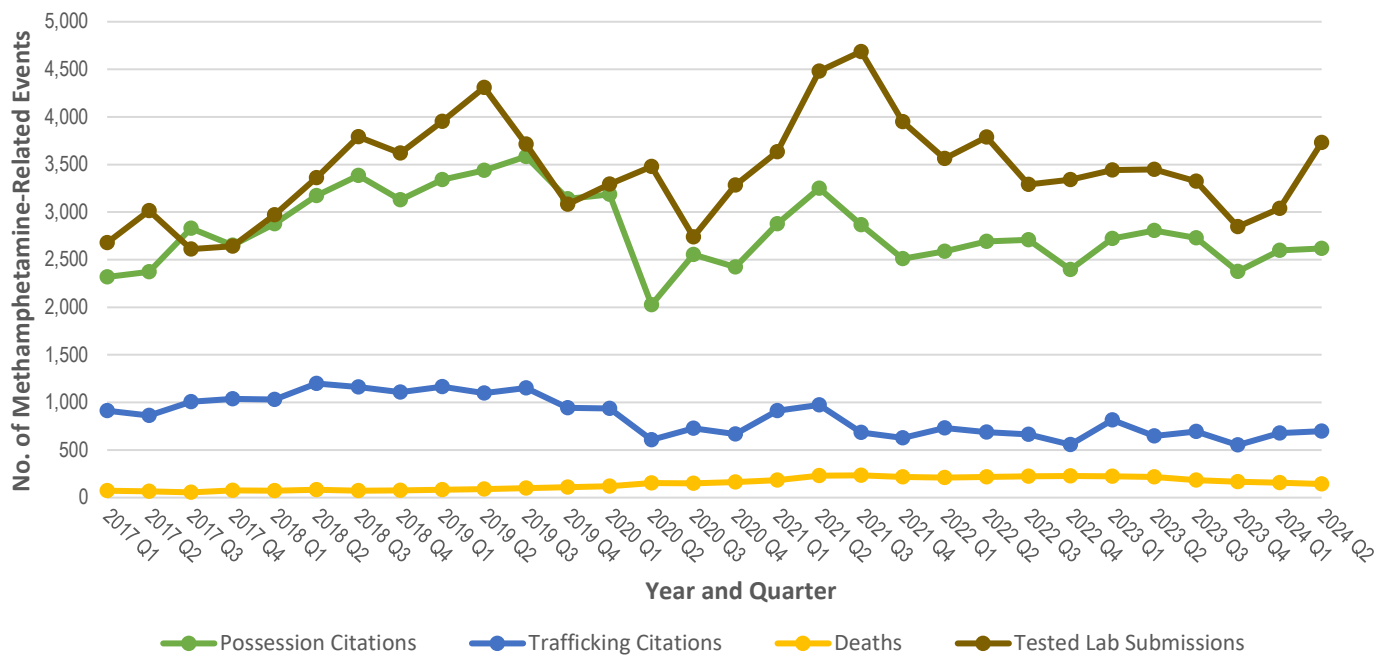
Data are provisional and subject to change. Opioid-related events reflect non-heroin- and non-fentanyl-related opioids. The number of citations could be greater than the number of individuals cited; citations are with over 90% of law enforcement agencies reporting. Death data are based on drug overdose-related deaths among Kentucky residents. Drug overdose-related hospitalizations represent encounters of care among Kentucky residents and could be greater than the number of individual patients treated in acute care facilities. Drug overdose-related emergency department visits represent encounters of care among Kentucky residents and could be greater than the number of individual patients treated. Tested lab submission data represent those substances submitted to the lab for identification purposes; quantity is not reflected. Lab data represent submissions tested within the corresponding time; submission date is not reflected. Testing of submissions is based on those items supporting the highest-tier charge(s).

Data sources: Kentucky Open Portal System; Kentucky Death Certificate Database, Office of Vital Statistics, Cabinet for Health and Family Services; Kentucky Outpatient Services Database Files, Office of Data and Analytics, Cabinet for Health and Family Services; Kentucky Inpatient Hospitalization Claims Files, Office of Data and Analytics, Cabinet for Health and Family Services; Kentucky State Police Crime Laboratory.

Key Findings:

- Opioid possession citations decreased by 54.3% from Q1 2017 through Q2 2024 and by 4% from Q1 2024 through Q2 2024.
- Opioid trafficking citations decreased by 59% from Q1 2017 through Q2 2024 and by 22.7% from Q1 2024 through Q2 2024.
- Kentucky resident opioid-related deaths decreased by 5.2% from Q1 2017 through Q2 2024 and by 8.3% from Q1 2024 through Q2 2024.
- Opioid-related ED visits increased by 12.7% from Q1 2017 through Q2 2024 and decreased by 5.4% from Q1 2024 through Q2 2024.
- Opioid-related inpatient hospitalizations declined by 28% from Q1 2017 through Q2 2024 and increased by 2.2% from Q1 2024 through Q2 2024.
- Tested lab submissions that positively identified opioids decreased by 33% from Q1 2017 through Q2 2024 and increased by 31.2% from Q1 2024 through Q2 2024.
- Opioids and their devastating effects remain prevalent throughout the Commonwealth despite a 21.2% reduction in opioid-related events from Q1 2017 through Q2 2024; a 7.6% increase was seen from Q1 2024 through Q2 2024.

Methamphetamine-Related Events

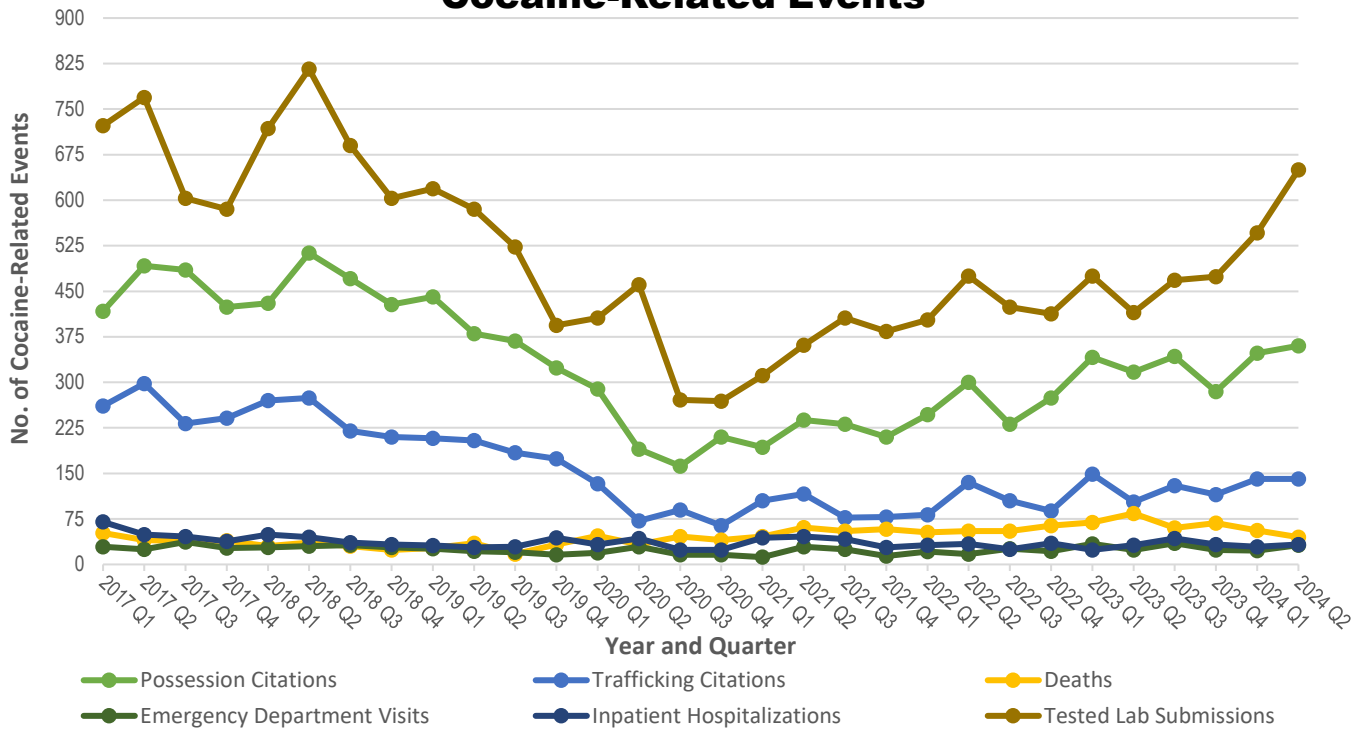


Data are provisional and subject to change. The number of citations could be greater than the number of individuals cited; citations are with over 90% of law enforcement agencies reporting. Death data are based on drug overdose-related deaths among Kentucky residents. Tested lab submission data represent those substances submitted to the lab for identification purposes; quantity is not reflected. Lab data represent submissions tested within the corresponding time; submission date is not reflected. Testing of submissions is based on those items supporting the highest-tier charge(s).
 Data sources: Kentucky Open Portal System; Kentucky Death Certificate Database, Office of Vital Statistics, Cabinet for Health and Family Services; Kentucky State Police Crime Laboratory.

Key Findings:

- Methamphetamine possession citations rose by 12.9% from Q1 2017 through Q2 2024 and by 0.7% from Q1 2024 through Q2 2024.
- Methamphetamine trafficking citations decreased by 23.4% from Q1 2017 through Q2 2024 and increased by 3.2% from Q1 2024 through Q2 2024.
- A 98.6% increase in methamphetamine-related overdose deaths was observed among Kentucky residents from Q1 2017 through Q2 2024; all involved the use of more than one drug (polydrug use). A 7.7% decrease in deaths occurred from Q1 2024 through Q2 2024.
- Tested lab submissions positively identifying methamphetamine increased by 39.3% from Q1 2017 through Q2 2024 and by 22.7% from Q1 2024 through Q2 2024.
- Methamphetamine use and distribution continue to threaten the Commonwealth’s safety and health, as methamphetamine-related events increased by 20.2% from Q1 2017 through Q2 2024 and by 11.1% from Q1 2024 through Q2 2024.

Cocaine-Related Events



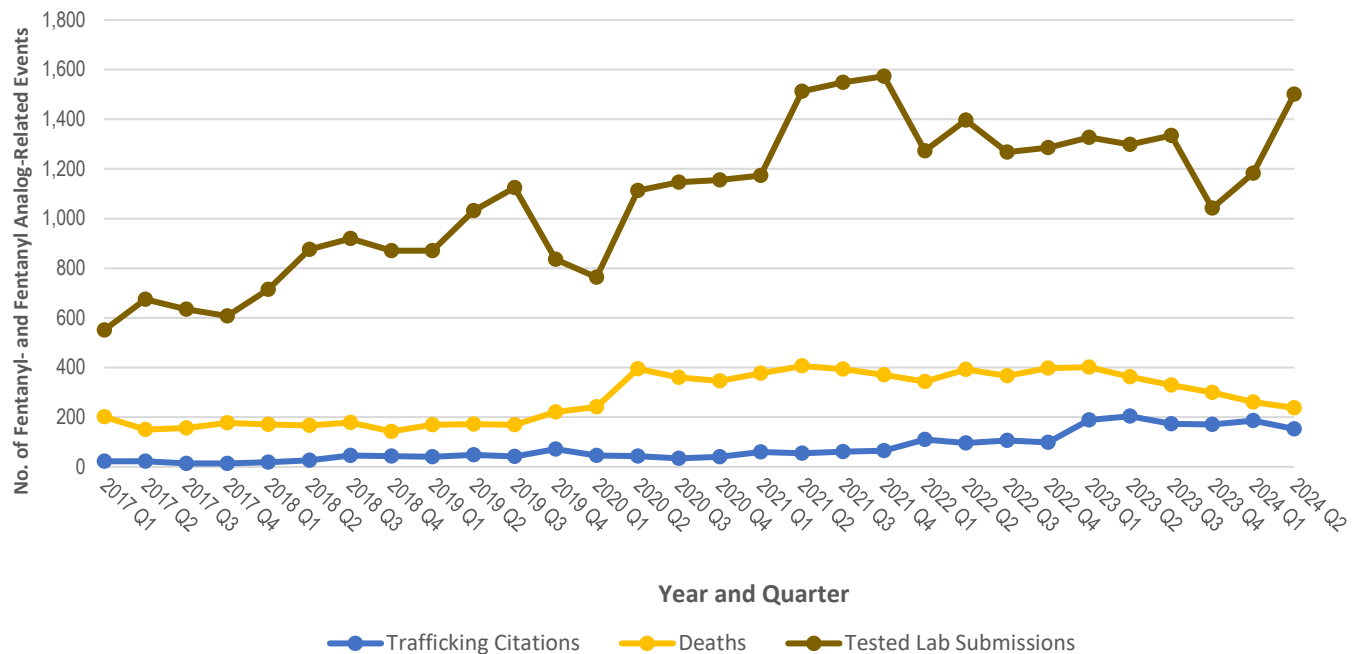
Data are provisional and subject to change. The number of citations could be greater than the number of individuals cited; citations are with over 90% of law enforcement agencies reporting. Death data are based on drug overdose-related deaths among Kentucky residents. Drug overdose-related hospitalizations represent encounters of care among Kentucky residents and could be greater than the number of individual patients treated in acute care facilities. Drug overdose-related emergency department visits represent encounters of care among Kentucky residents and could be greater than the number of individual patients treated. Tested lab submission data represent those substances submitted to the lab for identification purposes; quantity is not reflected. Lab data represent submissions tested within the corresponding time; submission date is not reflected. Testing of submissions is based on those items supporting the highest-tier charge(s).

Data sources: Kentucky Open Portal System; Kentucky Death Certificate Database, Office of Vital Statistics, Cabinet for Health and Family Services; Kentucky Outpatient Services Database Files, Office of Data and Analytics, Cabinet for Health and Family Services; Kentucky Inpatient Hospitalization Claims Files, Office of Data and Analytics, Cabinet for Health and Family Services; Kentucky State Police Crime Laboratory.

Key Findings:

- Statewide cocaine possession citations decreased by 13.7% from Q1 2017 through Q2 2024 and increased by 3.4% from Q1 2024 through Q2 2024.
- Cocaine trafficking citations decreased by 46% from Q1 2017 through Q2 2024, and no change was observed from Q1 2024 through Q2 2024.
- Cocaine-related deaths decreased 13.5% from Q1 2017 through Q2 2024 and by 19.6% from Q1 2024 through Q2 2024.
- Cocaine-related emergency department visits increased by 10.3% from Q1 2017 through Q2 2024 and by 39.1% from Q1 2024 through Q2 2024.
- Cocaine-related inpatient hospitalizations declined by 52.9% from Q1 2017 through Q2 2024; a 13.8% increase occurred from Q1 2024 through Q2 2024.
- Tested lab submissions positively identifying cocaine decreased by 10.1% from Q1 2017 to Q1 2024 and increased by 19% from Q1 2024 through Q2 2024.
- Overall, cocaine-related events across Kentucky decreased by 18.8% from Q1 2017 through Q2 2024, while increasing by 10.3% from Q1 2024 through Q2 2024 across Kentucky.

Fentanyl- and Fentanyl Analog-Related Events

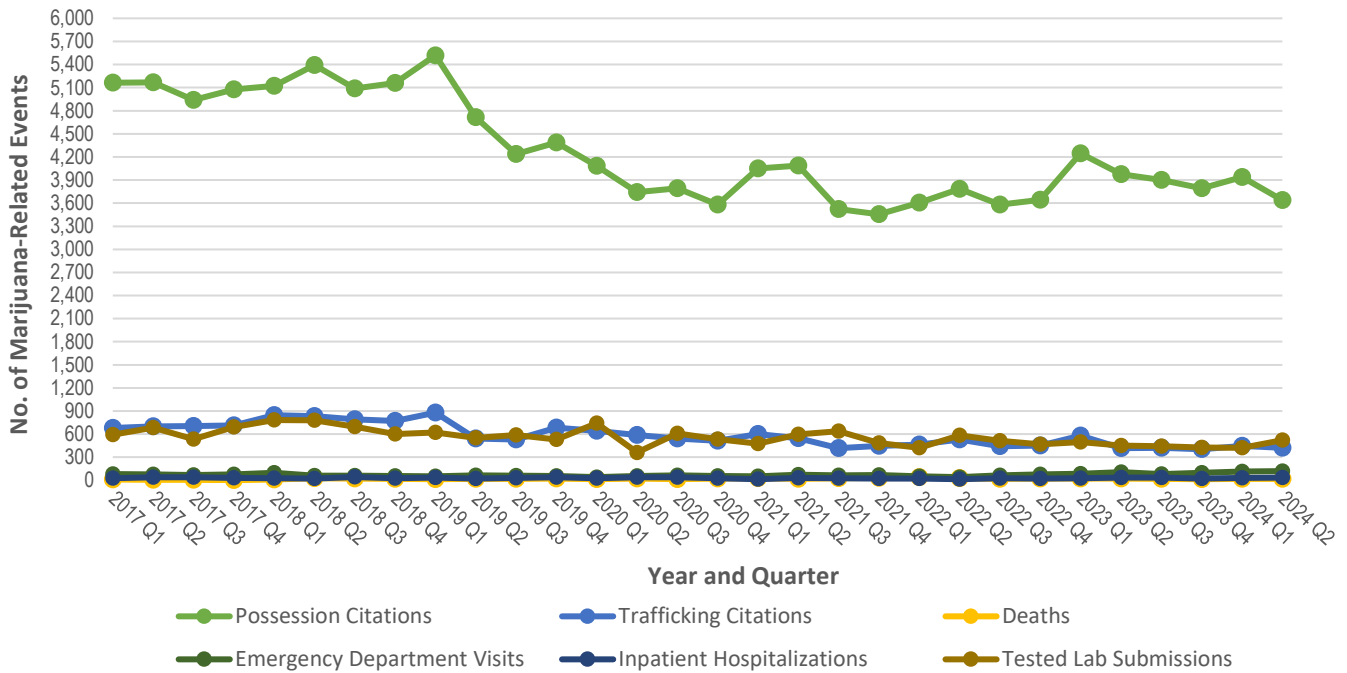


Data are provisional and subject to change. The number of citations could be greater than the number of individuals cited; citations are with over 90% of law enforcement agencies reporting. There are no Kentucky Revised Statute codes for fentanyl possession. Death data are based on drug overdose-related deaths among Kentucky residents. Tested lab submission data represent those substances submitted to the lab for identification purposes; quantity is not reflected. Lab data represent submissions tested within the corresponding time; submission date is not reflected. Testing of submissions is based on those items supporting the highest-tier charge(s).
 Data sources: Kentucky Open Portal System; Kentucky Death Certificate Database, Office of Vital Statistics, Cabinet for Health and Family Services; Kentucky State Police Crime Laboratory.

Key Findings:

- Notably, fentanyl and fentanyl analog trafficking citations increased 565.2% from Q1 2017 through Q2 2024 and declined by 17.7% from Q1 2024 through Q2 2024. Citations related to fentanyl and its analogs may be underestimated, as fentanyl is often associated with polydrug use and laboratory testing is often needed to confirm its presence.
- Fentanyl- and fentanyl analog-related deaths increased by 17.8% from Q1 2017 through Q2 2024 and decreased by 8.8% from Q1 2024 through Q2 2024.
- Tested lab submissions positively identifying fentanyl and fentanyl analogs rose by 172.4% from Q1 2017 through Q2 2024 and by 26.9% from Q1 2024 through Q2 2024.
- Fentanyl and fentanyl analogs are pervasive in Kentucky—increasing the risk of overdose and exposure to individuals, families, and communities—as fentanyl- and fentanyl analog-related events across Kentucky increased by 143.8% from Q1 2017 through Q2 2024, with a 16.16% increase from Q1 2024 through Q2 2024.

Marijuana-Related Events



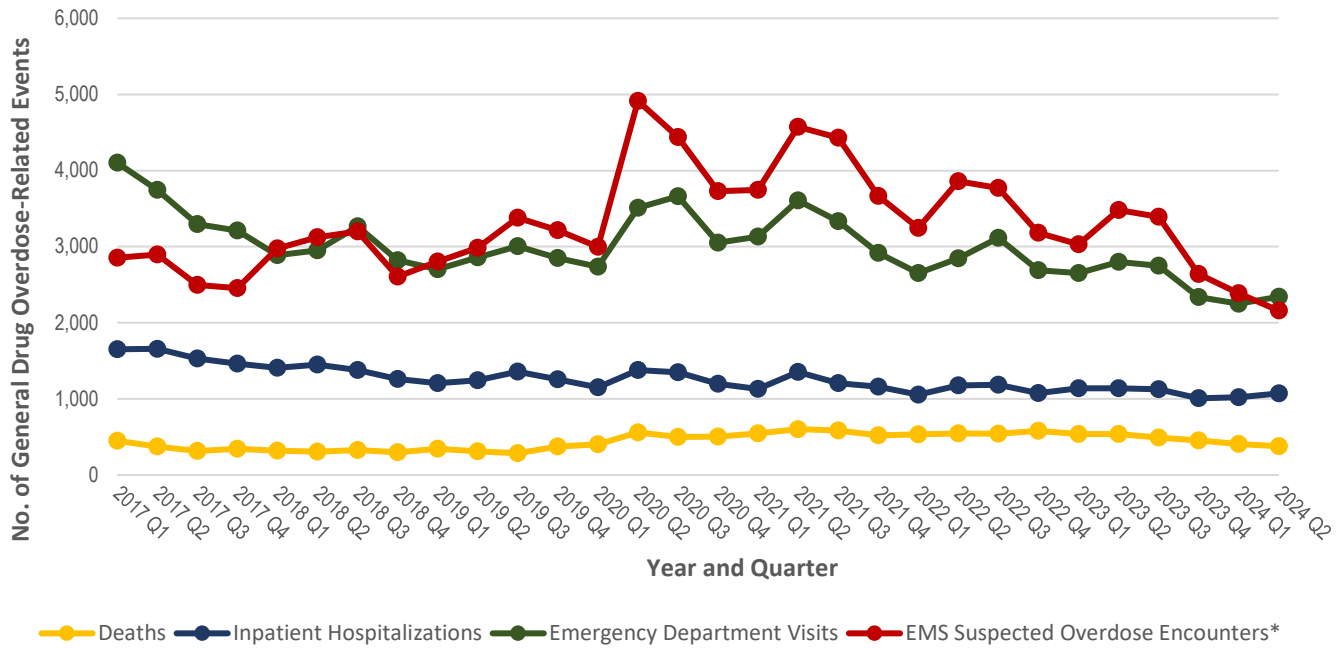
Data are provisional and subject to change. The number of citations could be greater than the number of individuals cited; citations are with over 90% of law enforcement agencies reporting. Death data are based on drug overdose-related deaths among Kentucky residents. Drug overdose-related hospitalizations represent encounters of care among Kentucky residents and could be greater than the number of individual patients treated in acute care facilities. Drug overdose-related emergency department visits represent encounters of care among Kentucky residents and could be greater than the number of individual patients treated. Tested lab submission data represent those substances submitted to the lab for identification purposes; quantity is not reflected. Lab data represent submissions tested within the corresponding time; submission date is not reflected. Testing of submissions is based on those items supporting the highest-tier charge(s).

Data sources: Kentucky Open Portal System; Kentucky Death Certificate Database, Office of Vital Statistics, Cabinet for Health and Family Services; Kentucky Outpatient Services Database Files, Office of Data and Analytics, Cabinet for Health and Family Services; Kentucky Inpatient Hospitalization Claims Files, Office of Data and Analytics, Cabinet for Health and Family Services.

Key Findings:

- Marijuana possession citations declined by 29.5% from Q1 2017 through Q2 2024 and by 7.6% from Q1 2024 through Q2 2024.
- Marijuana trafficking citations declined by 38.1% from Q1 2017 through Q2 2024 and by 6% from Q1 2024 through Q2 2024.
- Marijuana (cannabis)-related deaths increased by 66.7% from Q1 2017 through Q2 2024 and by 11.1% from Q1 2024 through Q2 2024; all involved polydrug use.
- Marijuana-related emergency department visits increased by 48.1% from Q1 2017 through Q2 2024 and by 5.3% from Q1 2024 through Q2 2024.
- Marijuana-related inpatient hospitalizations increased by 17.2% from Q1 2017 through Q2 2024 and by 6.3% from Q1 2024 through Q2 2024.
- Tested lab submissions positively identifying marijuana decreased 12% from Q1 2017 through Q2 2024 and increased by 23.1% from Q1 2024 through Q2 2024.
- Marijuana use and distribution are prevalent across Kentucky even as marijuana-related events declined by 27.5% from Q1 2017 through Q2 2024, with a 4.4% decrease from Q1 2024 through Q2 2024.

General Drug Overdose-Related Events



*A large emergency medical services (EMS) agency began reporting to the Kentucky State Ambulance Reporting System in January 2018. Data are provisional and subject to change. Death data are based on drug overdose-related deaths among Kentucky residents. Drug overdose-related hospitalizations represent encounters of care among Kentucky residents and could be greater than the number of individual patients treated in acute care facilities. Drug overdose-related emergency department visits represent encounters of care among Kentucky residents and could be greater than the number of individual patients treated. EMS suspected overdose encounters, which represent encounters of care and could be greater than the number of individual patients treated, are based on scans of free-text fields and medication fields (for naloxone/Narcan administration with indicated positive response) and on state of incident (Kentucky).
 Data sources: Kentucky Death Certificate Database, Office of Vital Statistics, Cabinet for Health and Family Services; Kentucky Outpatient Services Database Files, Office of Data and Analytics, Cabinet for Health and Family Services; Kentucky Inpatient Hospitalization Claims Files, Office of Data and Analytics, Cabinet for Health and Family Services; Kentucky State Ambulance Reporting System, Kentucky Board of Emergency Medical Services.

Key Findings:

- Statewide drug overdose-related deaths decreased by 10% from Q1 2017 through Q2 2024 and by 9.6% from Q1 2024 through Q2 2024.
- Drug overdose-related ED visits decreased by 45.1% from Q1 2017 through Q2 2024 and by 3.7% from Q1 2024 through Q2 2024.
- Drug overdose-related hospitalizations declined by 38.3% from Q1 2017 through Q2 2024 and rose by 1.2% from Q1 2024 through Q2 2024.
- Emergency medical services (EMS) suspected drug overdose-related encounters decreased by 16.4% from Q1 2017 through Q2 2024 and by 9.6% from Q1 2024 through Q2 2024.
- Among law enforcement agencies currently reporting, 3,836 naloxone doses were administered from December 12, 2018, through June 30, 2024 (data not shown).
- Drug use, misuse, and distribution are still affecting Kentuckians, even as a 33.1% decrease in general drug overdose-related events was observed from Q1 2017 through Q2 2024 and a 5.7% decrease occurred from Q1 2024 through Q2 2024.

K-SURE Data Matrix

	Emergency Department (ED) Visits	Inpatient Hospitalizations	Deaths	Possession Citations	Trafficking Citations	Crime Lab Submissions
Heroin	T401	T401	T401	KRS: 35120, 35121, 42195, 42196, 42205, 42206	KRS: 35100, 35101, 42105, 42106, 42376, 42377, 42378, 42379, 42466, 42468, 42470, 42480, 42483, 42486	Tested lab submissions represent those substances submitted to the lab for identification purposes; quantity is not reflected.
Opioids	T400, T402, T403, T404, T4060, T4069	T400, T402, T403, T404, T4060, T4069	T400, T402, T403, T404, T406	KRS: 35220, 35221, 42197, 42198, 42209, 42210, 42237, 42238, 42246	KRS: 35200, 35201, 42109, 42110, 42372, 42373, 42374, 42375, 42435, 42436, 42437, 42438, 42137, 42138	
Methamphetamine			Text scan	KRS: 42187, 42188, 42215, 42216	KRS: 42113, 42114, 42290, 42291, 42364, 42365, 42366, 42367	
Cocaine	T405	T405	T405	KRS: 35320, 35321, 42193, 42194, 42203, 42204	KRS: 35300, 35301, 42103, 42104, 42368, 42369, 42370, 42371	
Fentanyl and Fentanyl Analogs			T404 and text scan; Fentanyl Analogs: Methylfentanyl, Methoxybutyrylfentanyl, Acetylfentanyl, Acrylfentanyl, Hydroxythiofentanyl, Butyrylfentanyl, Carfentanil, Furanylfentanyl, Para_1, Para_2, U47700		KRS: 42465, 42472, 42474, 42476, 42478, 42590, 42593, 42596, 42599	

Marijuana	T407X1, T407X2, T407X3, T407X4, T407X5	T407X1, T407X2, T407X3, T407X4, T407X5	T407	KRS: 42330	KRS: 42301, 42302, 42311, 42312, 42321, 42322	
General Drug Overdoses	T36-T50, T369, T379, T399, T414, T427, T439, T459, T479, T499	T36-T50, T369, T379, T399, T414, T427, T439, T459, T479, T499	X40-X44, X60-X64, X85, Y10-Y14			
Data Sources	Kentucky Outpatient Services Database Files, Office of Data and Analytics, Cabinet for Health and Family Services: Frankfort, Kentucky	Kentucky Inpatient Hospitalization Claims Files, Office of Data and Analytics, Cabinet for Health and Family Services: Frankfort, Kentucky	Kentucky Death Certificate Database, Office of Vital Statistics, Cabinet for Health and Family Services: Frankfort, Kentucky	Kentucky Open Portal System, Kentucky State Police: Frankfort, Kentucky	Kentucky Open Portal System, Kentucky State Police: Frankfort, Kentucky	Kentucky State Police Crime Laboratory: Frankfort, Kentucky
Notes	The codes listed above are relevant ICD-10-CM codes. Drug overdose-related emergency department visits represent initial encounters of care among Kentucky residents and could be greater than the number of individual patients treated. Data are provisional and subject to change.	The codes listed above are relevant ICD-10-CM codes. Drug overdose-related hospitalizations represent initial encounters of care among Kentucky residents and could be greater than the number of individual patients treated in acute care facilities. Data are provisional and subject to change.	The codes listed above are relevant ICD-10 codes. Deaths are based on drug overdose-related deaths among Kentucky residents. Deaths may involve more than one drug. Data are provisional and subject to change.	Possession citations reflect violations of Kentucky Revised Statutes. The number of citations could be greater than the number of individuals cited; citations are with over 90% of law enforcement agencies reporting. data are provisional and subject to change.	Trafficking citations reflect violations of Kentucky Revised Statutes. The number of citations could be greater than the number of individuals cited; citations are with over 90% of law enforcement agencies reporting. Data are provisional and subject to change.	Lab data represent submissions tested within the corresponding time; submission date is not reflected. Testing of submissions is based on those items supporting the highest-tier charge(s). Data are provisional and subject to change.

